



FIELD HOCKEY 300'x180'

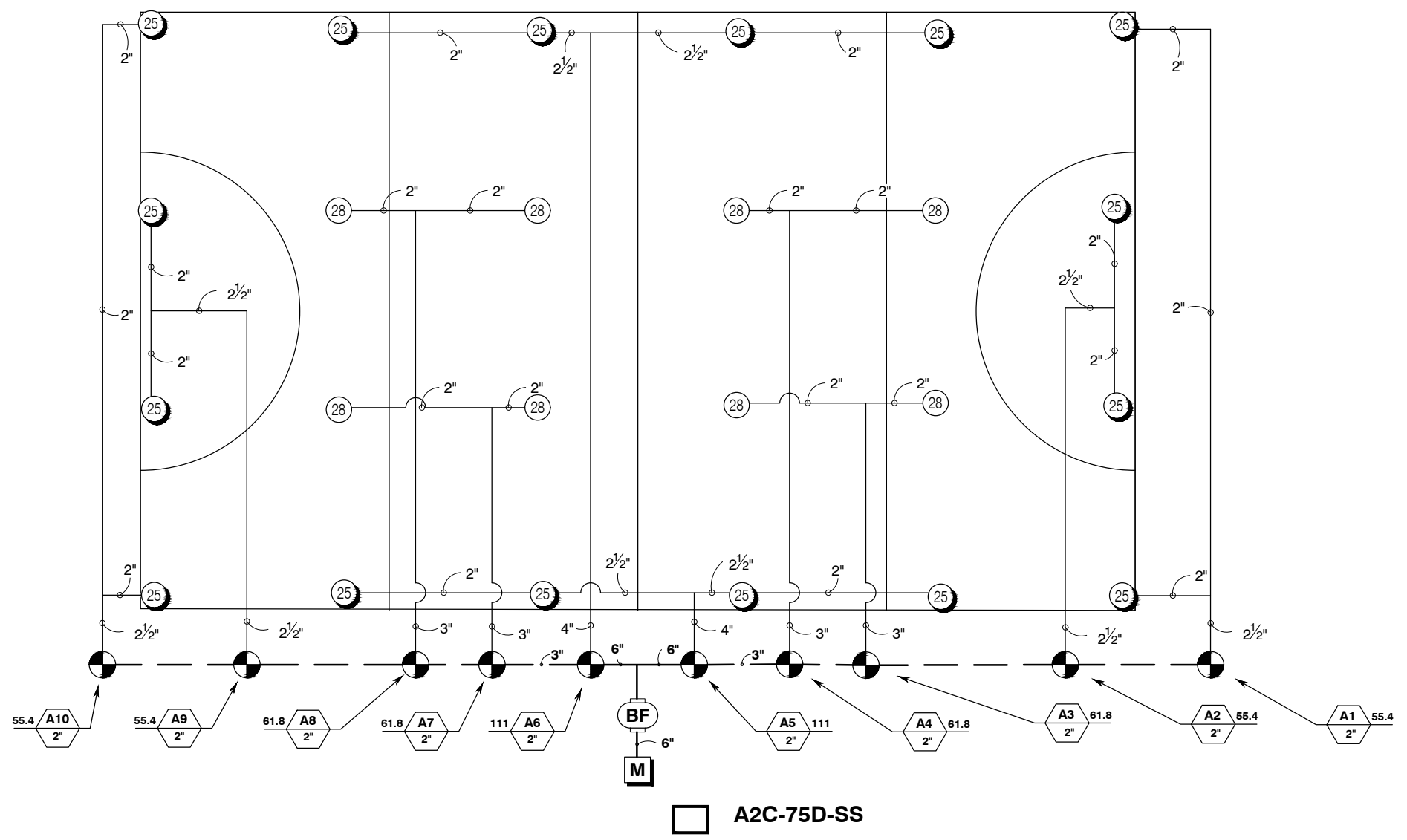
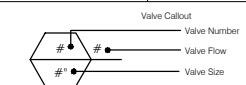
I-50 ROTOR
NON-LOOPED MAIN LINE LAYOUT

HUNTER INDUSTRIES
1940 DIAMOND STREET
SAN MARCOS, CALIFORNIA 92078

SHEET
1 of 2

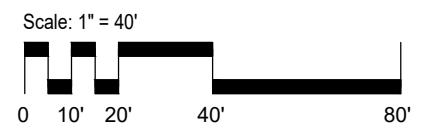
VALVE IDENTIFICATION GUIDE

SYMBOL	MANUFACTURER/MODEL/DESCRIPTION	QTY
	Hunter ICV-G 2" 1", 1-1/2", 2", and 3" Plastic Electric Remote Control Valves, Globe Configuration, with NPT Threaded Inlet/Outlet, for Commercial/Municipal Use.	10
	Watts LF909M1 2" Lead Free Reduced Pressure Backflow Preventer.	1
	Hunter A2C-75D-SS 75-Station Decoder controller in a stainless steel wall mount enclosure.	1
	Water Meter 2"	1
	Irrigation Lateral Line: PVC Class 200 SDR 21 2"	1,018 l.f.
	Irrigation Lateral Line: PVC Class 200 SDR 21 2 1/2"	421.8 l.f.
	Irrigation Lateral Line: PVC Class 200 SDR 21 3"	430.6 l.f.
	Irrigation Lateral Line: PVC Class 200 SDR 21 4"	212.4 l.f.
	Irrigation Mainline: PVC Class 315 SDR 13.5 3"	303.1 l.f.
	Irrigation Mainline: PVC Class 315 SDR 13.5 6"	63.0 l.f.



IRRIGATION LEGEND

SYMBOL	MANUFACTURER/MODEL/DESCRIPTION	QTY	PSI	GPM
	Hunter I-50-06-SS Turf Rotor, 6.0" Pop-Up. Adjustable to Full Circle. Drain Check Valve, Stainless Steel Riser, 1" Female NPT Inlet Threads, Standard Nozzle.	16	80	27.7
	Hunter I-50-06-SS-ON Turf Rotor, 6.0" Pop-Up. Adjustable to Full Circle. Drain Check Valve, Stainless Steel Riser, 1" Female NPT Inlet Threads, Dual Opposing Nozzle.	8	80	30.9



Hunter Industries offers this plan as a general guide for estimating purposes and offers no indemnity, expressed or implied, for projects installed from this plan. Consult a qualified irrigation designer to account for system and site variables.

TECHNICAL ASSISTANCE
1-800-319-4796
WWW.HUNTERINDUSTRIES.COM